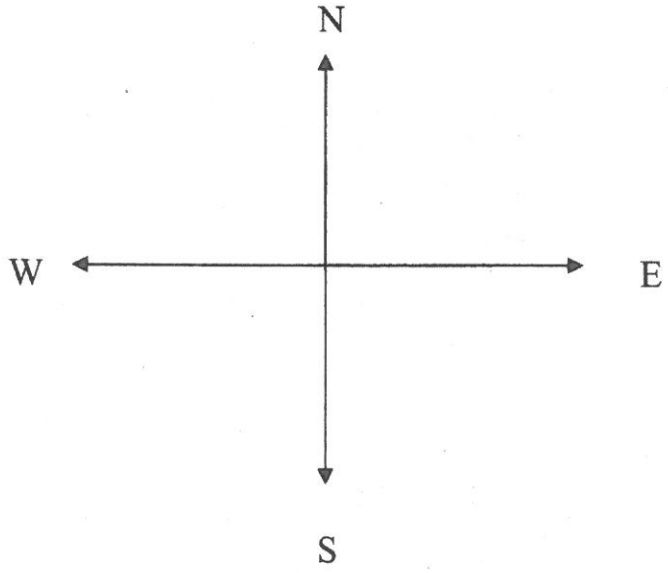

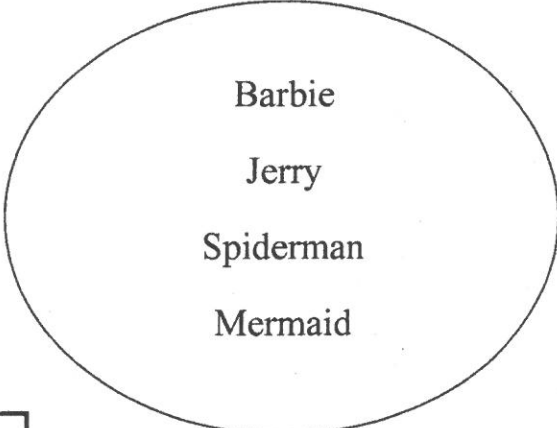


INDIAN SCHOOL MUSCAT
PRIMARY SECTION

| | | |
|--------------------------------------|-------------|-----------------------|
| Subject: EVS | Semester II | Name : |
| Practice Worksheet No. 7 | | Std : II Sec: Date : |
| Topic : Directions | | Teacher's Signature : |
| Resource Person : Ms. Sarju M. Bhatt | | Parent's Signature : |

I. Write the name of the character whose picture is in

1. the north. _____
2. the south. _____
3. the east. _____
4. the west. _____



II. Tick the correct answer.

1. The sun rises in the

- (a) west (b) east (c) north

2. The sun sets in the

- (a) west (b) east (c) north

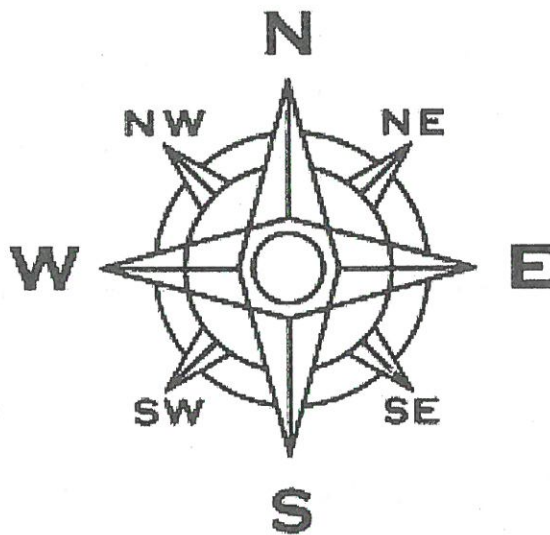
3. We can locate any place in our colony with the help of

- (a) a map (b) a ruler (c) the sun

4. A map is drawn on a piece of

- (a) paper (b) road (c) cloth

III. Look at the compass and answer the following.



1. You walk towards north and then turn left. What would be your new direction?

Ans . _____

2. If you are walking to the east and start walking in the opposite direction, what would be your new direction?

Ans. _____